



Version 25

(September 2025 Revision)

News version 25.

ELECSOFT S.L

Ballesteria, 14 - 16, local 4
08820 El Prat de Llobregat - Barcelona
T +34 93 370 49 73
www.elecsoft.com



Introduction

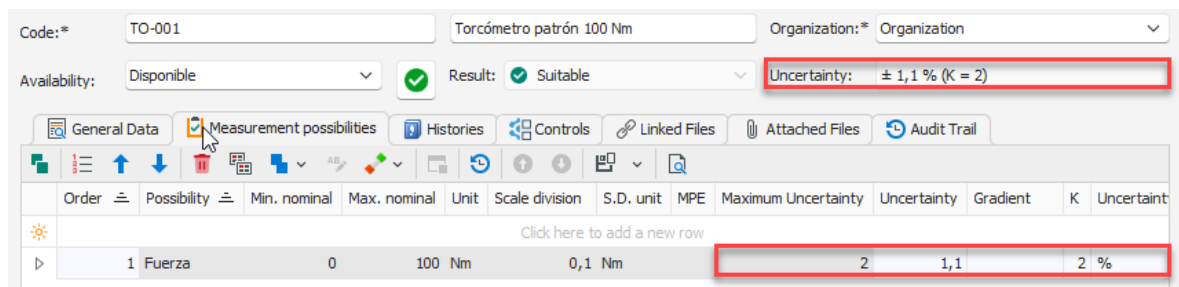
This document analyzes the improvements and new functionalities introduced in the Visual Factory Calibre 25 application with respect to version 23.

Improvements in configuration

Uncertainty in %.

It is now possible to work with uncertainties expressed in percent (%). This includes both the assignment in the standard and the expression of the results in internal calibrations.

A typical example using uncertainty in % are torque wrenches. The standard torque wrench can be assigned uncertainties in %:



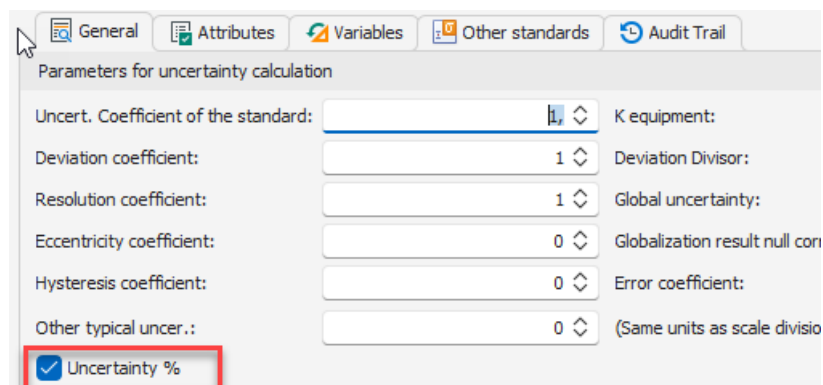
Code: * TO-001 Torcómetro patrón 100 Nm Organization: * Organization

Availability: Disponible Result: Suitable Uncertainty: $\pm 1,1 \% (K = 2)$

General Data Measurement possibilities Histories Controls Linked Files Attached Files Audit Trail

Order	Possibility	Min. nominal	Max. nominal	Unit	Scale division	S.D. unit	MPE	Maximum Uncertainty	Uncertainty	Gradient	K	Uncertainty
1	Fuerza	0	100 Nm	0,1 Nm				2	1,1			2 %

Configuration: Simply activate the corresponding option to use uncertainty in % during internal calibrations.



General Attributes Variables Other standards Audit Trail

Parameters for uncertainty calculation

Uncert. Coefficient of the standard: 1,1 K equipment:

Deviation coefficient: 1 Deviation Divisor:

Resolution coefficient: 1 Global uncertainty:

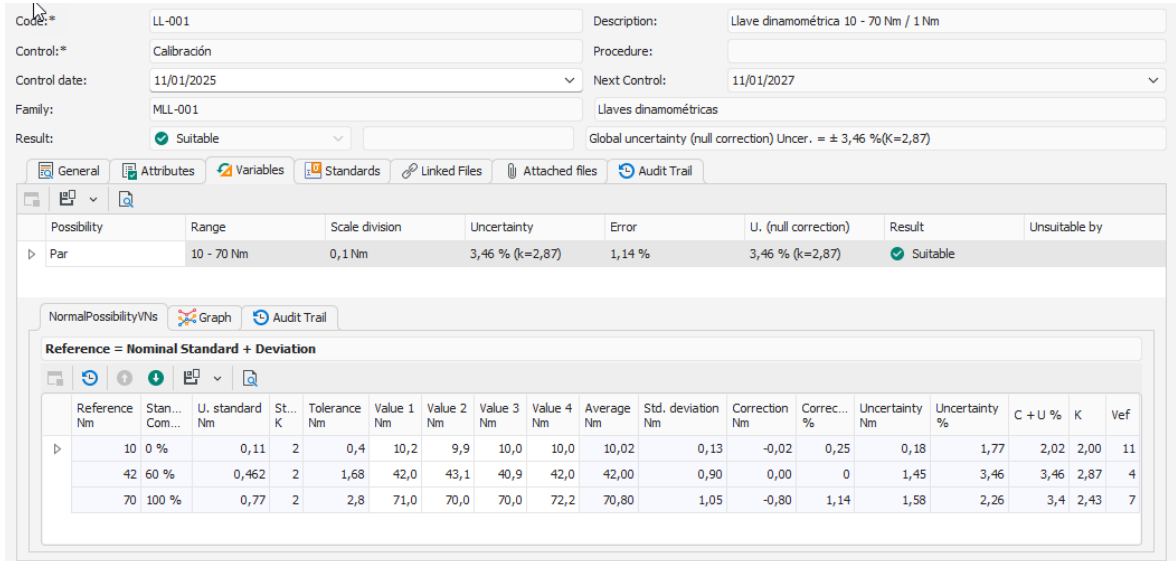
Eccentricity coefficient: 0 Globalization result null con

Hysteresis coefficient: 0 Error coefficient:

Other typical uncer.: 0 (Same units as scale divisio

☒ Uncertainty %

Results: The results of the internal calibration will also show the error and uncertainty in %.



The screenshot displays the 'General' tab of the calibration results for a torque wrench (LL-001). The description is 'Llave dinamométrica 10 - 70 Nm / 1 Nm'. The control date is 11/01/2025, and the next control is 11/01/2027. The result is 'Suitable'. The global uncertainty (null correction) is $\pm 3,46 \%$ ($k=2,87$).

Possibility	Range	Scale division	Uncertainty	Error	U. (null correction)	Result	Unsuitable by
Par	10 - 70 Nm	0,1 Nm	3,46 % ($k=2,87$)	1,14 %	3,46 % ($k=2,87$)	✓ Suitable	

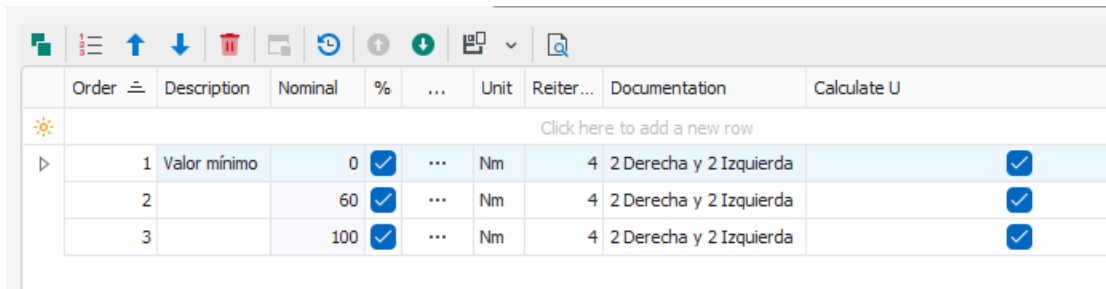
Below the table, there is a section for 'Normal Possibility VNs' with a 'Graph' button and an 'Audit Trail' button. The 'Reference = Nominal Standard + Deviation' section shows a table with columns for Reference Nm, Stan... Com..., U. standard Nm, St... K, Tolerance Nm, Value 1 Nm, Value 2 Nm, Value 3 Nm, Value 4 Nm, Average Nm, Std. deviation Nm, Correction Nm, Correc... %, Uncertainty Nm, Uncertainty %, C + U %, K, and Vef.

Reference Nm	Stan... Com...	U. standard Nm	St... K	Tolerance Nm	Value 1 Nm	Value 2 Nm	Value 3 Nm	Value 4 Nm	Average Nm	Std. deviation Nm	Correction Nm	Correc... %	Uncertainty Nm	Uncertainty %	C + U %	K	Vef
10	0 %	0,11	2	0,4	10,2	9,9	10,0	10,0	10,02	0,13	-0,02	0,25	0,18	1,77	2,02	2,00	11
42	60 %	0,462	2	1,68	42,0	43,1	40,9	42,0	42,00	0,90	0,00	0	1,45	3,46	3,46	2,87	4
70	100 %	0,77	2	2,8	71,0	70,0	70,0	72,2	70,80	1,05	-0,80	1,14	1,58	2,26	3,4	2,43	7

Control points in %.

Sometimes it can be very interesting to express the control points based on a % of the maximum nominal of the equipment.

Continuing with the example of the previous torque wrench, we can configure the control points as follows:



The screenshot displays the 'Order' tab of the configuration for a torque wrench. The table shows the configuration of control points based on percentage of the maximum nominal value.

Order	Description	Nominal	%	Unit	Reiter...	Documentation	Calculate U
1	Valor mínimo	0	✓	Nm	4	2 Derecha y 2 Izquierda	✓
2		60	✓	Nm	4	2 Derecha y 2 Izquierda	✓
3		100	✓	Nm	4	2 Derecha y 2 Izquierda	✓

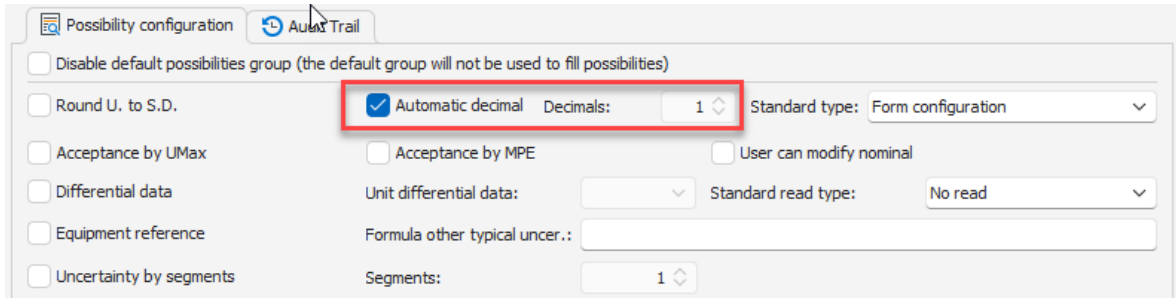
In this case 0% (or the minimum value of the range), 60% and 100% have been expressed. If we look at the screen in the previous section, these percentage values correspond to 10, 42 and 70 Nm.

Automatic number of decimal places

The application allows configuring each measurement possibility within the "Normal" format so that it automatically takes the number of decimal places, according to the decimals indicated in

the scale division. This facilitates the management of families, such as micrometers, which can be adjusted depending on whether the scale division is centesimal or millesimal.

The adjustment is made in:



Possibility configuration

☐ Disable default possibilities group (the default group will not be used to fill possibilities)

☐ Round U. to S.D.

☒ Automatic decimal Decimals: 1

☐ Acceptance by UMax ☐ Acceptance by MPE ☐ User can modify nominal

☐ Differential data Unit differential data: Standard read type: No read

☐ Equipment reference Formula other typical uncer.:

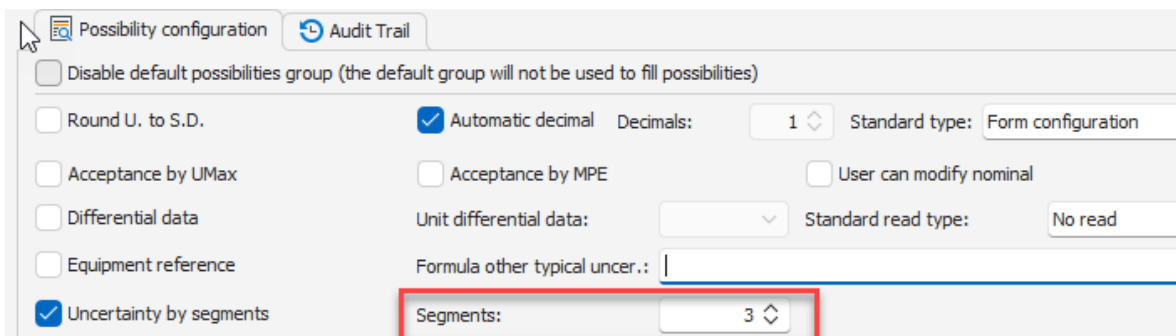
☐ Uncertainty by segments Segments: 1

Calibration by segments or sections

This functionality is designed for measuring equipment such as fixed rulers, flexible rulers, flexometers and tape measures. It is useful when the standard cannot cover the entire range of the equipment and calibration must be performed in segments.

For example, for a 3 meter flexometer that we calibrate with a 1 meter coordinate meter, we will indicate that we will use 3 segments.

We will configure it this way:



Possibility configuration

☐ Disable default possibilities group (the default group will not be used to fill possibilities)

☐ Round U. to S.D.

☒ Automatic decimal Decimals: 1 Standard type: Form configuration

☐ Acceptance by UMax ☐ Acceptance by MPE ☐ User can modify nominal

☐ Differential data Unit differential data: Standard read type: No read

☐ Equipment reference Formula other typical uncer.:

☒ Uncertainty by segments Segments: 3

Definition of I_{max} and EMA as a line function

Sometimes the maximum uncertainty or MAE (Maximum Admissible Error) is expressed by a straight line, for example:

- $I_{\text{Max}} \leq 0.06 + 0.0004 L$
- $EMA \leq 0.08 + 0.0005 L$

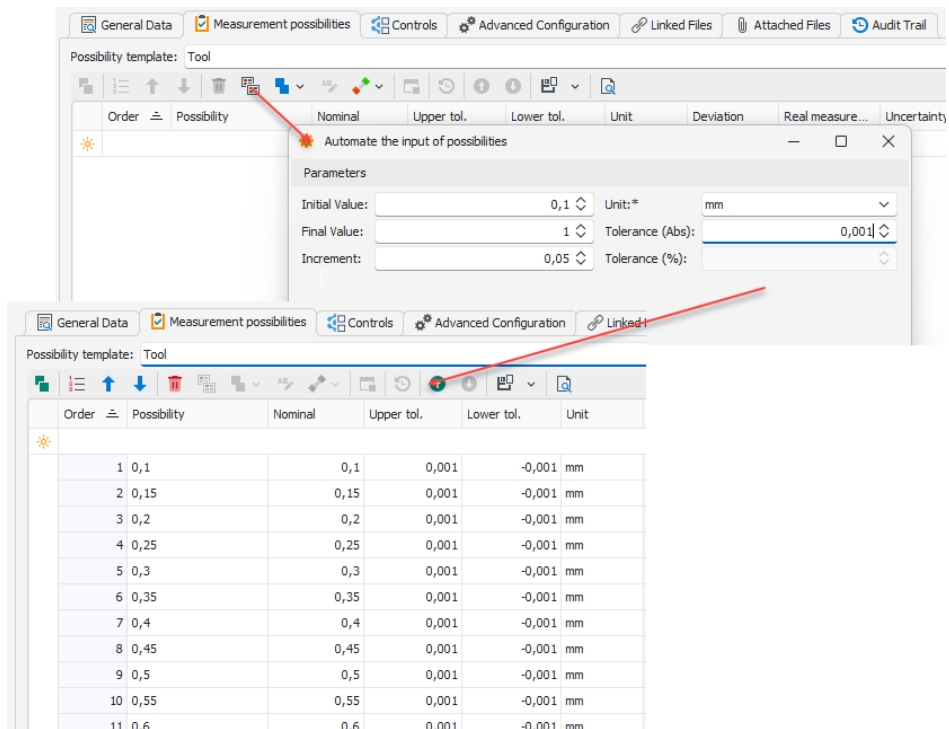
In these cases 0.0004 and 0.0005 are the slope of the line and 0.06 and 0.08, its value at origin. L is the maximum nominal.

With the new functionality we would enter these values as follows:

Order	Possibility	Min. nominal	Max. nominal	Unit	Scale division	S.D. unit	MPE	MPE (Gradient)	U. Max	U. Max. (Gradient)	Uncertainty
1	Exteriores	0	150 mm	0,01 mm			0,08	0,0005	0,06	0,0004	0,0
2	Interiores	0	150 mm	0,01 mm			0,08	0,0005	0,06	0,0004	0,0
3	Profundidad	0	150 mm	0,01 mm			0,08	0,0005	0,06	0,0004	0,0

Automation of possibilities with a pattern

For tool sets with regular increments (e.g., feeler gauges from 0.1 to 1 mm in 0.05 mm intervals), it is now possible to enter all values automatically.



Automate the input of possibilities

Parameters

Initial Value: 0,1 Unit: mm

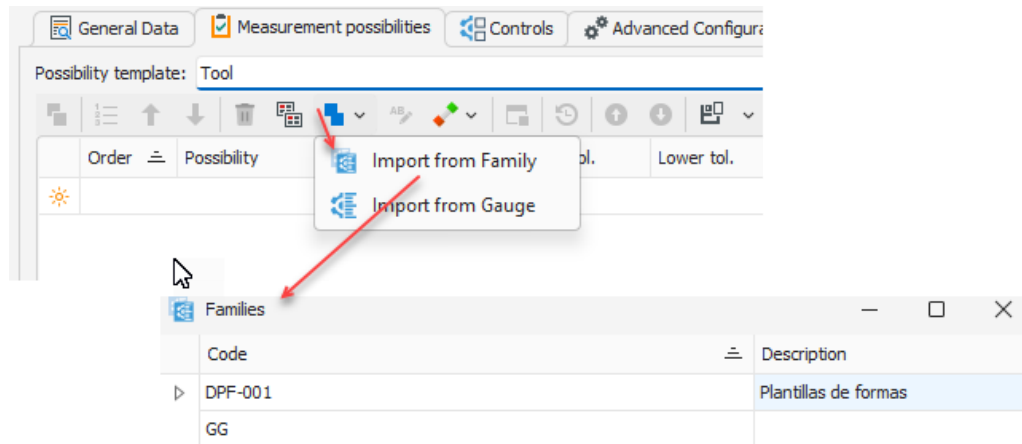
Final Value: 1 Tolerance (Abs): 0,001

Increment: 0,05 Tolerance (%):

Order	Possibility	Nominal	Upper tol.	Lower tol.	Unit
1	0,1	0,1	0,001	-0,001	mm
2	0,15	0,15	0,001	-0,001	mm
3	0,2	0,2	0,001	-0,001	mm
4	0,25	0,25	0,001	-0,001	mm
5	0,3	0,3	0,001	-0,001	mm
6	0,35	0,35	0,001	-0,001	mm
7	0,4	0,4	0,001	-0,001	mm
8	0,45	0,45	0,001	-0,001	mm
9	0,5	0,5	0,001	-0,001	mm
10	0,55	0,55	0,001	-0,001	mm
11	0,6	0,6	0,001	-0,001	mm

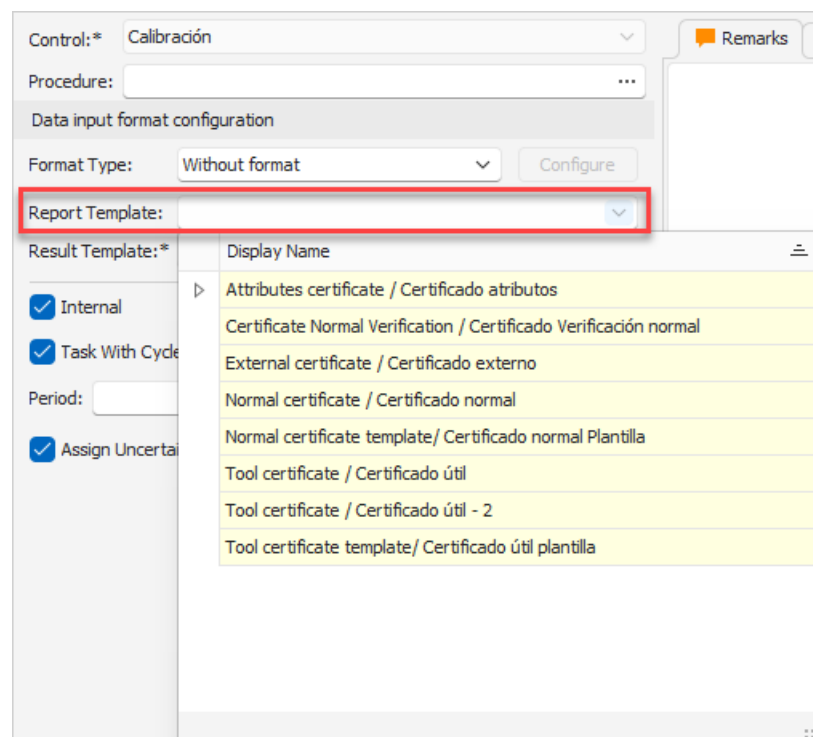
Copy possibilities between families and teams

It is possible to copy the measurement possibilities of a family or equipment to others, facilitating configuration and reducing management time.



Definition of Certificate Templates at the family level

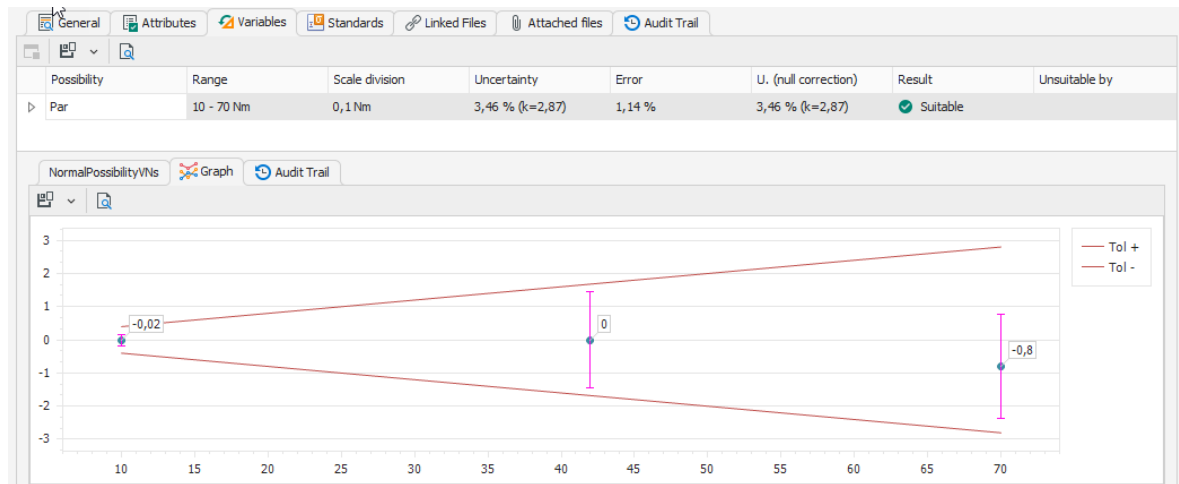
Specific certificate templates can now be assigned to each family, allowing certificates to be designed more closely to the needs of each type of equipment.



Data

Correction and uncertainty graph

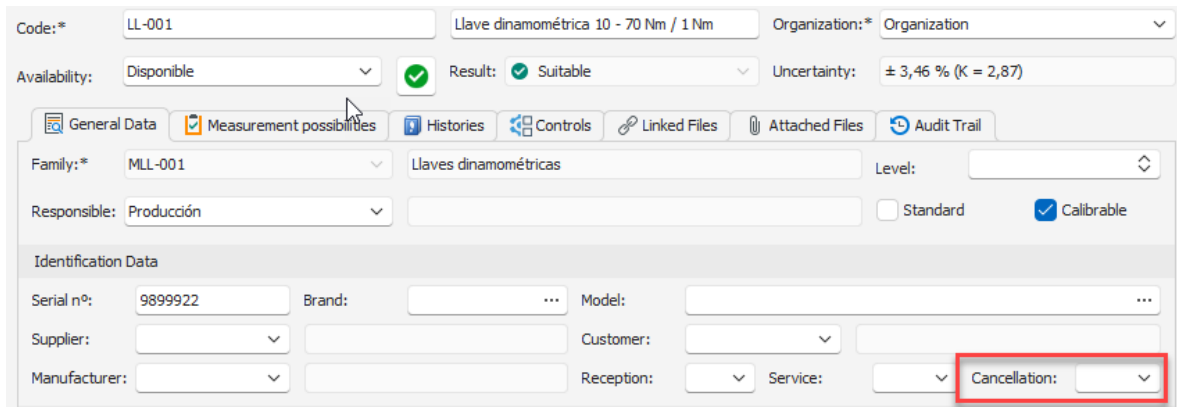
The "Normal" format now allows you to visualize the data input in a graph. For example, for a torque wrench, you can visually observe how the correction and uncertainty behave.



Termination date management

A specific field has been added to record the date of decommissioning of equipment, useful for generating reports such as "equipment decommissioned this year".

When a device is decommissioned, the date is automatically recorded. If the equipment is reactivated, the date is deleted.



Code: * LL-001 Llave dinamométrica 10 - 70 Nm / 1 Nm Organization: * Organization

Availability: Disponible ☒ Result: ☒ Suitable Uncertainty: ± 3,46 % (K = 2,87)

General Data Measurement possibilities Histories Controls Linked Files Attached Files Audit Trail

Family: * MLL-001 Llaves dinamométricas Level:

Responsible: Producción ☐ Standard ☒ Calibrable

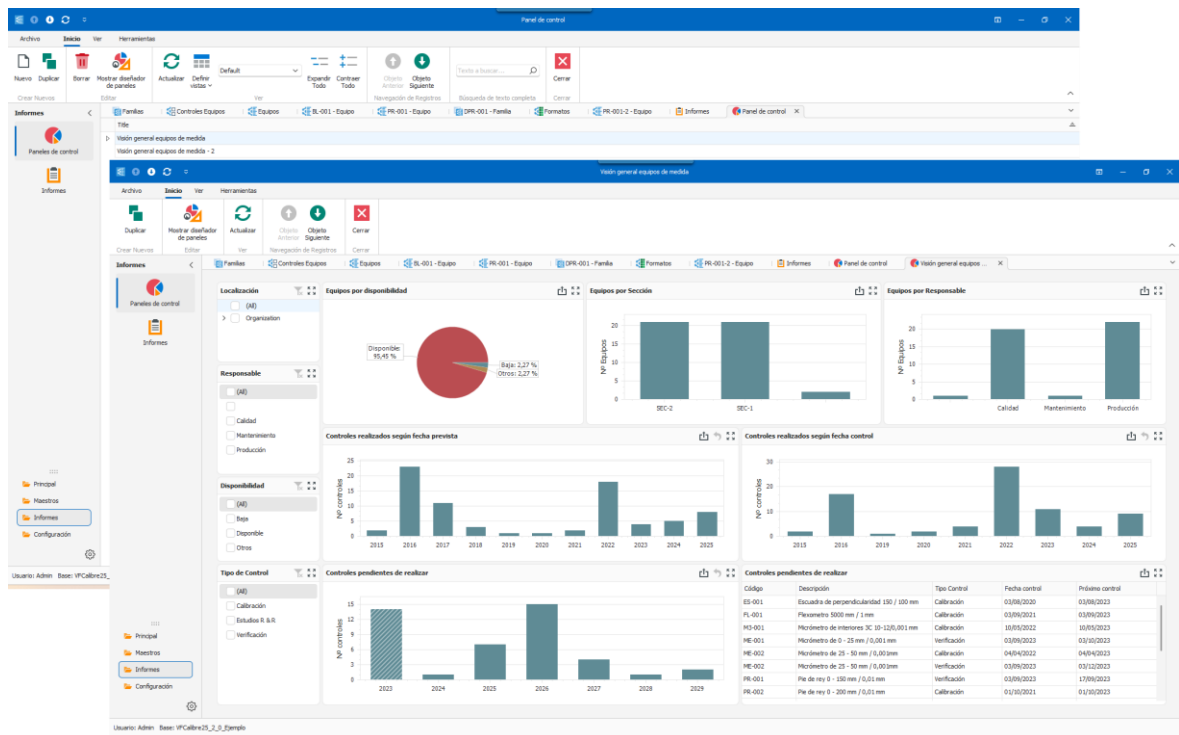
Identification Data

Serial n°: 9899922 Brand: ... Model: ...

Supplier: ... Customer: ...

Manufacturer: ... Reception: ... Service: ... Cancellation:

Dashboard



Visual Factory Calibre includes, in the professional version, a module for designing and displaying Dashboards. Users can choose from a list of predefined dashboards or create their own from scratch, as well as duplicate existing dashboards to quickly adapt them to new requirements.

The dashboard designer is fully integrated into the application and allows the combination of different types of indicators within the same panel (charts, tables, counters, etc.). It is possible to link indicators together, apply common or specific filters, and more.

With Dashboards, managers can immediately monitor key KPIs such as equipment availability, schedule adherence, completed/pending inspections by section or supervisor, and any other indicator configurable by the organization.

Audit Trail Extended

This functionality is integrated in a payment module and offers:

- More configuration options to manage audit levels.
- Change log for deleted records.
- Electronic signature on the occasion of changes.

Note: Refer to the document "User Manual - Visual Factory Calibre Audit Trail extended FDA.pdf" for detailed information.

Integrity

- It is not allowed to delete teams that are pattern and are linked to other teams.

General functionalities

- Incorporation of the French language in the user interface.
- Upgrade to the latest versions of Microsoft .Net8 and DevExpress XAF 24.2 frameworks.
- Compatible with the SQL SERVER 2022 engine.
- Improved overall application performance.